

SRX815P

15" TWO-WAY FULL RANGE BASS REFLEX
SELF-POWERED SYSTEM

HIGH PERFORMANCE WITHOUT COMPROMISE

The SRX800 Series is the next generation high performance powered loudspeaker system comprising three full range and two subwoofer models with an array of features that elevate the SRX800 Series to the best in class of all competitive systems. The full range 15" two-way, SRX815P features legendary JBL Drivers, proprietary 2,000 Watt Crown amplification, Crown Front-End DriveCore Technology, premium JBL user-configurable DSP, V5 Tunings compatible with Vertec and VTX touring systems, and HiQnet Network control options via iOS and Android applications. Drawing on JBL's long history of groundbreaking technology and loudspeaker design, the SRX800 Series meets the needs of touring houses, installations, and the most demanding live sound applications ensuring they can deploy a no-compromise, all-in-one solution featuring legendary JBL sound and performance, a wide array of configurability, and compatibility with JBL's flagship touring systems.

KEY FEATURES

PURPOSEFUL DESIGN

Every detail in the SRX800 Series was purposefully designed and thought through with full consideration for its intended use, each component carefully matched to achieve a perfectly tuned system that is powerful, easy to use, reliable and extremely rugged. Ergonomically designed handles support an easy, non-fatiguing grip for streamlined handling. M10 suspension points, indexed feet, and pole/tripod mounts support a wide, flexible array of configurations. An LCD screen and glow in the dark back-panel ink ensure fast, accurate setup even in low light.

TRANSDUCER TECHNOLOGY

JBL's patented Differential Drive® Technology ferrite drivers incorporate 3" voice coils with lower mass ferrite magnets for reduced weight, increased power handling, exceptionally low distortion and extended low frequency response. JBL's 2432H is the only neodymium 3" voice coil compression driver in this class, delivering very high power levels and smooth, crystal clear sound.

DRIVECORE BY CROWN


Each model is Powered By Crown Proprietary Front-End DriveCore Technology featuring a massive 2000W Power Rating, the highest power rating in this class of loudspeakers. With a remarkable 103dB signal-to-noise ratio, the SRX800 Series is capable of massive sound pressure levels with exceptional headroom, very low distortion and absolute clarity throughout its frequency range. True Universal PS w/ PFC and locking IEC power cords ensure quick and secure connection for easy setups.

CONTROL

A full suite of User Controllable DSP driven by the SRX800 Series powerful onboard 400MHz Sharc DSP includes 20 PEQ's, 2 seconds of delay, signal generators, Input mixing, amplifier monitoring, and 50 User Presets. In addition, the system can incorporate V5 JBL Tunings providing compatibility with our flagship Vertec and VTX touring systems. An integrated LCD screen supports fast setup and configuration.

2000 WATT
HIGH-PERFORMANCE
POWERED SPEAKER SYSTEM

63 LB / 28.6 KG
FOR EASY PORTABILITY



90° H / 50° V
BEST IN CLASS COVERAGE



Hear the truth.





HIQNET NETWORK CONTROL

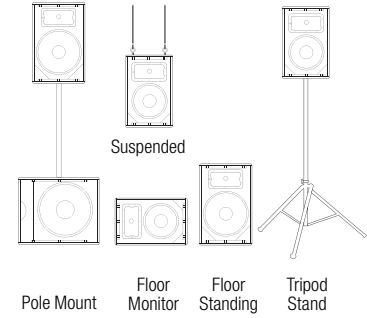
With full HiQNet Network Integration, configuring an SRX800 system is dramatically simplified, saving time while fully automating the control interface configuration. Simple wired control is provided via Ethercon connector and third party wireless router capability is included. Control options include Audio Architect, HiQNet Motion Control™ iOS app, and standalone applications for iOS and Android.



FLEXIBLE BACKPANEL

The rear panel provides XLR-1/4" combination inputs for each of the system's two channels. A master volume adjusts overall system level. The integrated LCD screen and glow in the dark ink for clear, convenient display of key parameters supports setup and configuration in dark or low light.

- LCD Screen
- Glow in the Dark panel ink
- Two channel mixer XLR-1/4" combination inputs
- Both inputs mic or line selectable
- Direct out for each input
- Separate mix out for mixing applications



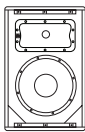
CONFIGURATIONS

The SRX800 Series is a platform technology with a full range of models that integrate seamlessly to create multiple system options that excel in challenging audio environments with loud volumes.

- Single speaker on a stand for public address
- Full-range stereo set up with two top cabinets and a sub-woofer for live performance or DJ
- Convenient floor monitor option
- Suspend any of the top cabinets for use in commercial installations or Houses of Worship

SPECIFICATION

SRX800 S E R I E S



SRX812P

System Type: Self powered 12", two-way, bass-reflex

Max SPL Output: 136 dB

Freq. Range (-10 dB): 40 Hz - 21 kHz

Freq. Response (-3 dB): 48 Hz - 20 kHz

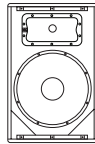
Coverage Pattern: 90° x 50°

Amplifier Design: Class D

Power Rating: 2000 W Peak

Dimensions (mm): 638 x 415 x 429
(H x W x D) (in): 25.11 x 16.31 x 16.87

Net Weight: 26.4 kg (58 lb)



SRX815P

System Type: Self powered 15", two-way, bass-reflex

Max SPL Output: 137 dB

Freq. Range (-10 dB): 36 Hz - 21 kHz

Freq. Response (-3 dB): 44 Hz - 20 kHz

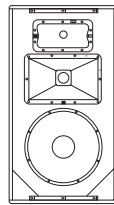
Coverage Pattern: 90° x 50°

Amplifier Design: Class D

Power Rating: 2000 W Peak

Dimensions (mm): 691 x 458 x 478
(H x W x D) (in): 27.20 x 18.03 x 18.82

Net Weight: 28.6 kg (63 lb)



SRX835P

System Type: Self powered 15", three-way, bass-reflex

Max SPL Output: 137 dB

Freq. Range (-10 dB): 33 Hz - 21 kHz

Freq. Response (-3 dB): 41 Hz - 20 kHz

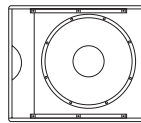
Coverage Pattern: 60° x 40°

Amplifier Design: Class D

Power Rating: 2000 W Peak

Dimensions (mm): 984 x 544 x 476
(H x W x D) (in): 38.74 x 21.4 x 18.74

Net Weight: 38.6 kg (85 lb)



SRX818SP

System Type: Self powered 18", subwoofer system

Max SPL Output: 135 dB

Freq. Range (-10 dB): 29 Hz - 150 Hz

Freq. Response (-3 dB): 35 Hz - 120 Hz

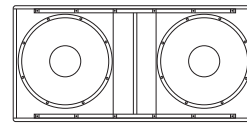
Coverage Pattern: —

Amplifier Design: Class D

Power Rating: 1000 W Peak

Dimensions (mm): 575 x 684 x 683
(H x W x D) (in): 22.62 x 26.92 x 26.89

Net Weight: 39.5 kg (87 lb)



SRX828SP

System Type: Self powered dual 18", subwoofer system

Max SPL Output: 141 dB

Freq. Range (-10 dB): 29 Hz - 150 Hz

Freq. Response (-3 dB): 35 Hz - 120 Hz

Coverage Pattern: —

Amplifier Design: Class D

Power Rating: 2000 W Peak

Dimensions (mm): 574 x 1205 x 681
(H x W x D) (in): 22.57 x 47.42 x 26.79

Net Weight: 65.9 kg (145 lb)