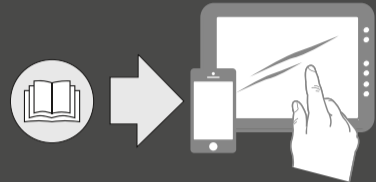




ew 300-500 G4

- Quick Guide
- Kurzanleitung
- Guide rapide
- Guida rapida
- Guía de inicio rápido
- Guia rápido
- Beknopte handleiding
- Krótká instrukcja obsługi
- Snabbguide
- Kort vejledning
- Pikaohje
- Γρήγορος οδηγός
- Kısa Kılavuz
- Краткая инструкция
- 快速指南
- 快速使用指南
- クイックガイド
- 퀵 가이드

SENNHEISER



Sennheiser Documentation App



or online at www.sennheiser.com/download
ew 300-500 G4_

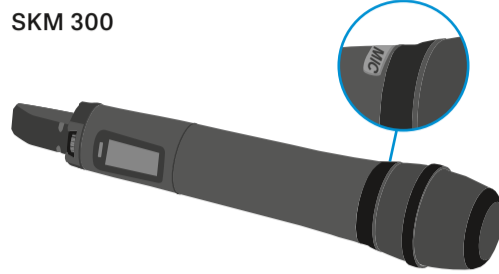
Sennheiser electronic GmbH & Co. KG
Am Labor 1, 30900 Wedemark, Germany
www.sennheiser.com
Publ. 01/18, 575861/A01

EM 300-500

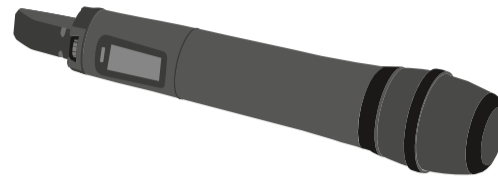


SKM 300 | SKM 500

SKM 300



SKM 500



SK 300 | SK 500

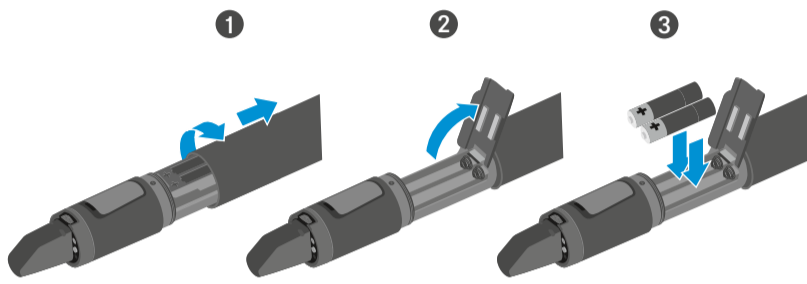
SK 300



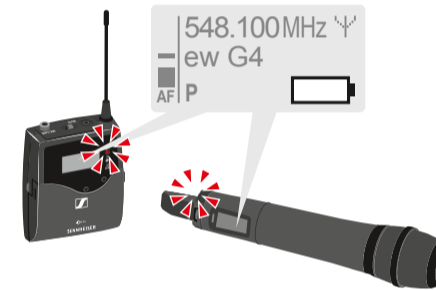
SK 500



Battery



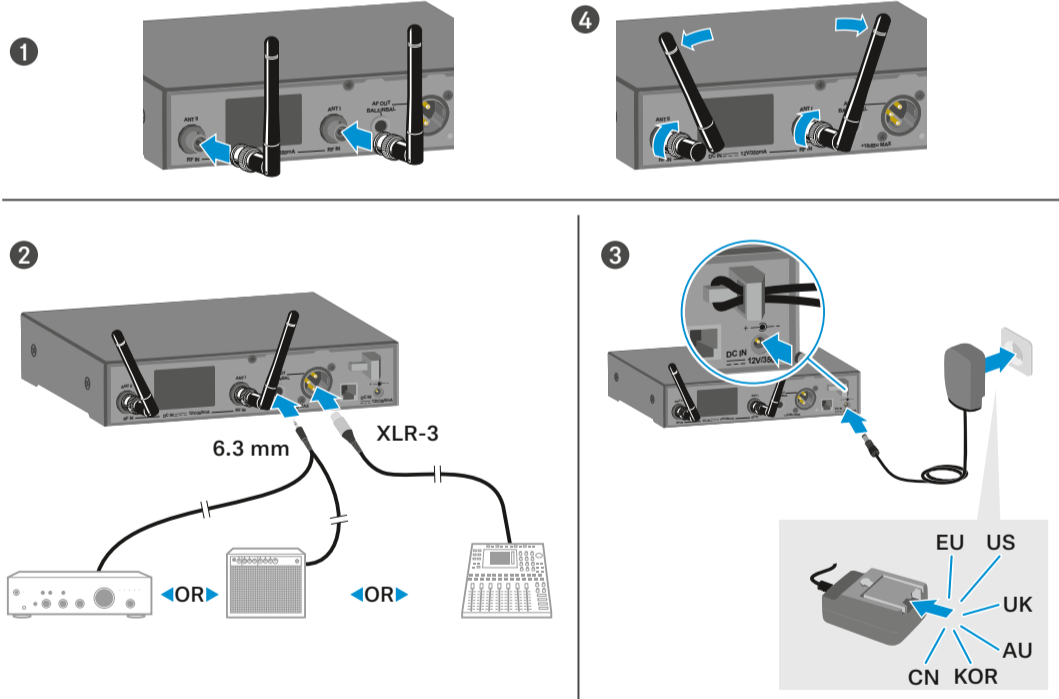
Low Battery



	100 %	> 8 h
	70 %	4 - 6 h
	30 %	2 - 3 h

LOW BATT

Setup



On

EM	SK/SKM	Mute
short on	on	on
long on/RX mute	on/RF mute	off

Off

EM/SK/SKM	off
long	off

Menu

UP DOWN ESC ON/OFF SET

SET	“Easy Setup”	“Extended menu “Advanced Menu”
Main menu “Menu”	Reset List	Tune
Squelch	Current List	Sync Settings
Easy Setup	Scan New List	Pilot Tone
Frequency Preset	Exit	Fullscreen Warnings
Name		Brightness
AF Out		Reset
Equalizer		IP Address
Auto Lock		Software Revision
Advanced		Exit
Exit		

Standard display

Change frequency

Sync

Bank . Channel Frequency Name **Auto lock**

Diversity Peak hold

Radio frequency level

Squelch

Audio level Sensitivity

Pilot tone

AF Out

Mute

Equalizer

Battery

Warnings LED

Sync LED

Warnings

Transmitter

AF Out: +18 dB

EQ

SKM300

548.100 MHz

B.Ch: U1.32 ew G4

TX Mute

AF P

PEAK 0

40

30

20

10

-30

-40

RF

AF

AF Out: +18 dB

EQ

SKM300

548.100 MHz

B.Ch: U1.32 ew G4

TX Mute

AF P

PEAK 0

40

30

20

10

-30

-40

RF

AF

AF Out: +18 dB

EQ

SKM300

548.100 MHz

B.Ch: 1.1 ew G4

TX Mute

AF P

PEAK 0

40

30

20

10

-30

-40

RF

AF

AF Out: +18 dB

EQ

SKM300

548.100 MHz

B.Ch: 1.1 ew G4

TX Mute

AF P

PEAK 0

40

30

20

10

-30

-40

RF

AF

AF Out: +18 dB

EQ

SKM300

Change frequency

Frequency

548.100 MHz

ew G4

Auto lock

RF on

Audio level Sensitivity

Pilot tone

Mute

Battery

Peak hold

AF P

AF

AF Out: +18 dB

EQ

SKM300

548.100 MHz

B.Ch: 1.1 ew G4

TX Mute

AF P

PEAK 0

40

30

20

10

-30

-40

RF

AF

AF Out: +18 dB

EQ

SKM300

548.100 MHz

B.Ch: 1.1 ew G4

TX Mute

AF P

PEAK 0

40

30

20

10

-30

-40

RF

AF

AF Out: +18 dB

EQ

SKM300

Menu

DOWN UP SET ON/OFF ESC

SET	Main menu “Menu”	“Extended menu “Advanced Menu”
Sensitivity	Sensitivity	Tune
Frequency Preset	Frequency Preset	Mute Mode (SK/SKM 300)
Name	Name	MIC LED (SK/SKM 300)
Auto Lock	Auto Lock	RF Power
Advanced	Advanced	Pilot Tone
Exit	Exit	LCD Contrast
		Reset
		Software Revision
		Exit

Auto lock

EM

1. Press **SET** (Lock)
2. Turn knob (Unlock?)
3. Press **SET** (Lock)

SK

1. Press **SET** (Lock)
2. Press **▲/▼** (Unlock?)
3. Press **SET** (Lock)

SKM

1. Press **SET** (Lock)
2. Press **▲/▼** (Unlock?)
3. Press **SET** (Lock)

Auto lock -10 s →

Instruction Manual

Mute

Instruction Manual

SK 300

SKM 300 SKM 500

RF Mute On? (Microphone icon)

RF Mute Off? (Microphone icon)

AF Mute Mute On (Microphone icon)

AF Mute Mute Off (Microphone icon)

SKM 300 SKM 500

RF Mute On? (Antenna icon)

RF Mute Off? (Antenna icon)

SET

New frequency

Squelch

1. Set Squelch to 25 dB or 5 dB

Change frequency

2. SKM/SK off!
3. Easy Setup EM

Easy Setup EM	Frequency Preset EM, SK, SKM
Menu Squelch Easy Setup Frequency Preset	Menu Frequency Preset B.Ch: 1.1
Easy Setup Current List Scan New List Exit	Frequency Preset B.Ch: 2.6 558.025 MHz
Scan New List 1...20 518...558 MHz	Frequency Preset B.Ch: 2.1 558.025 MHz
Easy Setup Bank U6 Bank 1 Bank 2	Stored
Easy Setup B.Ch: 2.1 Sync 558.025MHz	

Stored

No frequency → 1 Squelch: Middle ...

Instruction Manual

Sync

4. Sync process

≤ 10 cm ≤ 4"

OR

SYNC

OR

× SYNC

Instruction Manual

EM 300-500

RX Mute On? (Microphone icon)

RX Mute Off? (Microphone icon)

short

Network Control

WSM Sennheiser Control Cockpit Media Control

Multichannel - Easy Setup

Bank 1...20; U1...U6

Channel 1...32

max. 32 channels

RJ 45

Instruction Manual

Sensitivity

Menu Sensitivity -24 dB

-60 dB ... 0 dB

-48 dB ... 0 dB

AF PEAK

AF out

Menu AF Out +18 dB

-24 dB ... +24 dB

LEVEL

SKM

ME 2 | MKE 2

ME 2

25 cm (10")

MKE 2

SL Headmic 1

2...3 cm (1")

ME 2 | MKE 2

ME 2

25 cm (10")

MKE 2

SL Headmic 1

2...3 cm (1")