



GENERAL INFORMATION

Available in two sizes with optional audiovisual and ethernet capabilities, ColorSource consoles provide hands-on control designed for the latest technology. These affordable, portable desks specialize in streamlined, plug-and-play setup; the console recognizes intelligent lights in the rig and auto-populates them in patch, and the on-board touchscreen allows fixtures to be dragged into place on a customizable stage map for quick selection and programming. The faders and touchscreen can be used to control moving lights, mix LED colors, play stored looks and effects and - with the AV consoles - play sound and visual media.

APPLICATIONS

- One-off events
- Corporate theater
- Touring productions
- School auditoriums/theaters
- Community theater
- Houses of worship
- Small TV studio
- Tradeshows

ORDERING INFORMATION

ColorSource consoles


MODEL	PART NUMBER	DESCRIPTION
CS20	7225A1000-US	20 Fader ColorSource console (40 Channels or Devices)
CS40	7225A1001-US	40 Fader ColorSource console (80 Channels or Devices)
CS20AV	7225A1100-US	20 Fader ColorSource AV console with network, audio, and video features (40 Channels/Devices)
CS40AV	7225A1101-US	40 ColorSource AV console with network, audio, and video features (80 Channels or Devices)

ColorSource Accessories

MODEL	PART NUMBER	DESCRIPTION
CS20DC	7225A4020	Dust cover CS20 & CS20AV
CS40DC	7225A4021	Dust cover CS40 & CS40AV
CS20RK	7225K1002	19" Rack mount kit for CS20 and CS20AV consoles
	I1865	Pelican Case with foam for CS20 and CS20AV consoles
	I1866	Pelican Case with foam for CS40 and CS40AV consoles
	7225A2020-US	Replacement Power supply (Edison connector)

SHIPS WITH:

- Power supply



SPECIFICATIONS

MECHANICAL

- One home and five configurable softkey buttons
- Four configurable function sliders
- 7" color multi-touch touchscreen

PLAYBACK CONTROLS

- One cue list with 999 cues
- 10 pages of 20 or 40 playbacks
 - Static memories or sequences
- Playback Toy for filtered and timed execution of playbacks
- Multiple bump modes (Flash, Solo, Solo Change, Move/Go)
- Full-history rubberbanding for playbacks
- On-board help system
- On-board start-up tutorial videos
- Extensive library for controlling moving lights

SPECIFICATIONS

PROGRAMMING TOOLS

- 40 programmable color chips and color picker
- Innovative touch-based parameter controls
- Auto fixture selection on fader moves
- Virtual Level/Rate wheel
- Customizable Channel display using Stage Map
- Effects (intensity, color, shape, and parameter)
- Fixture Tags for Quick Selects
- 27 Quick Select groupings
- Two independent channels
- Virtual keypad for level entry

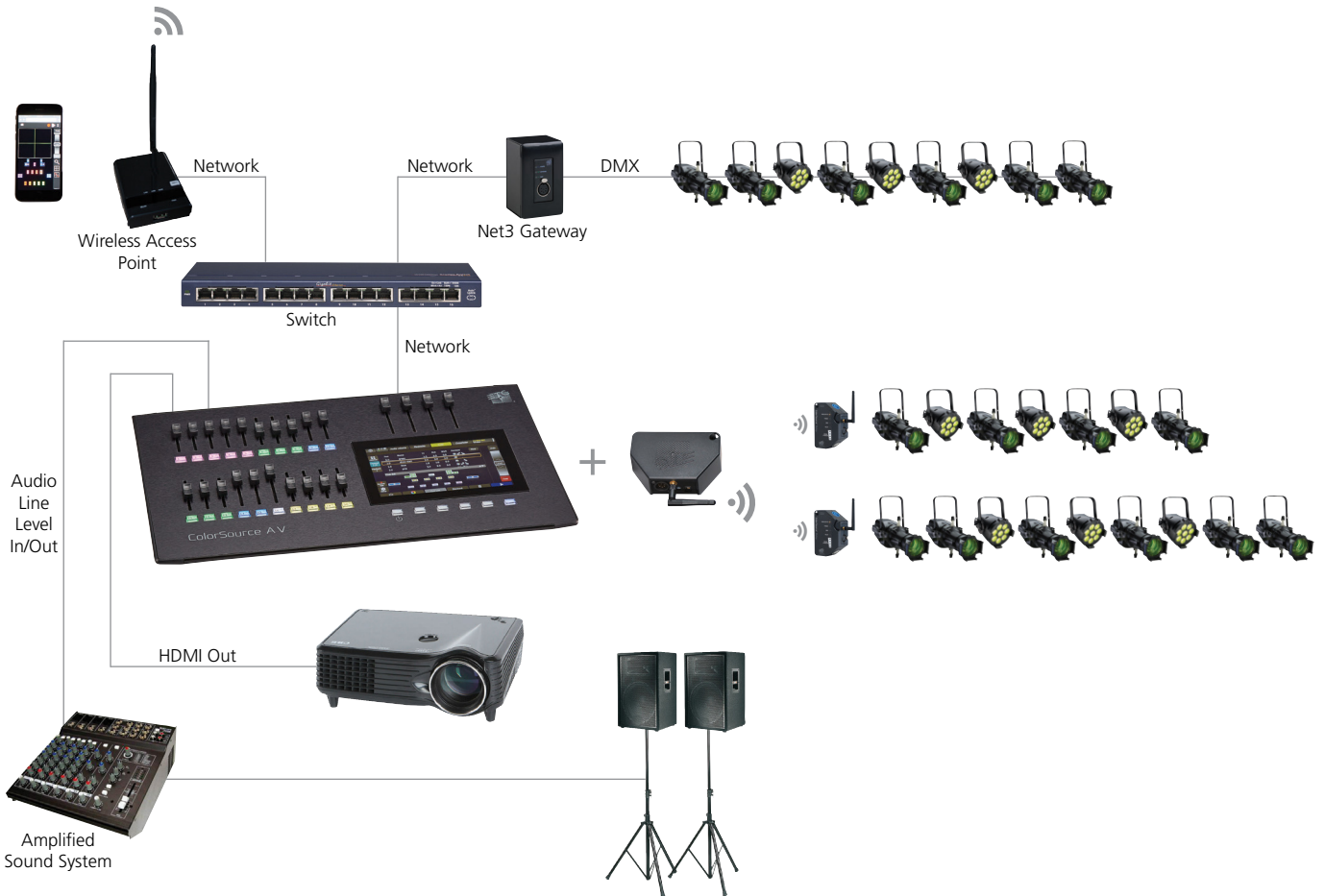
UNIQUE FEATURES

- **COLORSOURCE 20**
 - 40 channels / multi-parameter devices
 - 20 Channel / Playback faders with color indication
 - One DMX/RDM port
 - One USB port
 - 2GB onboard storage for show files
- **COLORSOURCE 40**
 - 80 channels / multi-parameter devices
 - 40 Channel / Playback faders with color indication
 - One DMX/RDM port
 - One USB port
 - 2GB onboard storage for show files
- **COLORSOURCE 20 AV**
 - 40 channels / multi-parameter devices
 - 20 Channel / Playback faders with color indication
 - Two DMX/RDM ports
 - Two USB ports
 - RJ45 for network (sACN, ArtNet, OSC)
 - Sound-to-light playback
 - HDMI port for monitor or media playback
 - "Amigo" browser-based remote
 - 32GB onboard storage for show files and media
- **COLORSOURCE 40 AV**
 - 80 channels / multi-parameter devices
 - 40 Channel / Playback faders with color indication
 - Two DMX/RDM ports
 - Two USB ports
 - RJ45 for network (sACN, ArtNet, OSC)
 - Sound-to-light playback
 - HDMI port for monitor or media playback
 - "Amigo" browser-based remote
 - 32GB onboard storage for show files and media

COLORSOURCE CONSOLE SAMPLE SYSTEM



COLORSOURCE AV SAMPLE SYSTEM



PHYSICAL

ColorSource console dimensions

MODEL	HEIGHT		WIDTH		DEPTH	
	inches	mm	inches	mm	inches	mm
CS20 & CS20AV	2.5	64	18.3	465	10.8	274
CS40 & CS40AV	2.5	64	26.3	668	10.8	274

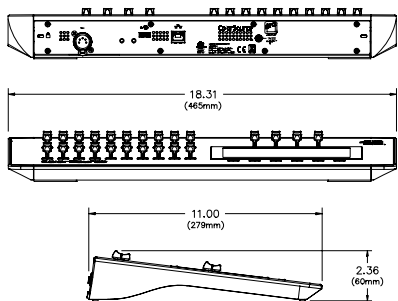
*Weights and dimensions typical

ColorSource Console weights

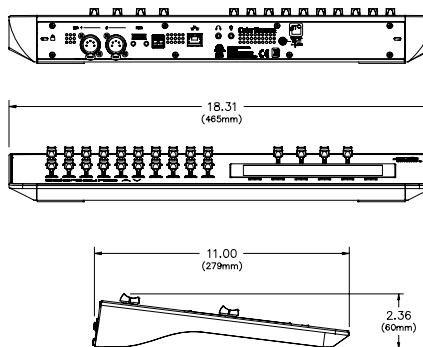
MODEL	WEIGHT		SHIPPING WEIGHT	
	lbs	kgs	lbs	kgs
CS20	6.9	3.13	10.85	4.92
CS20AV	6.9	3.13	10.85	4.92
CS40	9.55	4.33	13.55	6.15
CS40AV	9.55	4.33	13.55	6.15

*Weights and dimensions typical

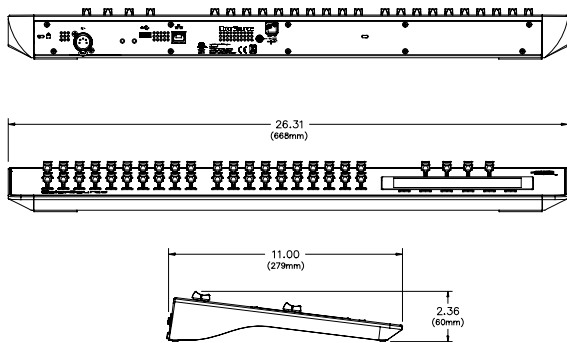
COLORSOURCE 20



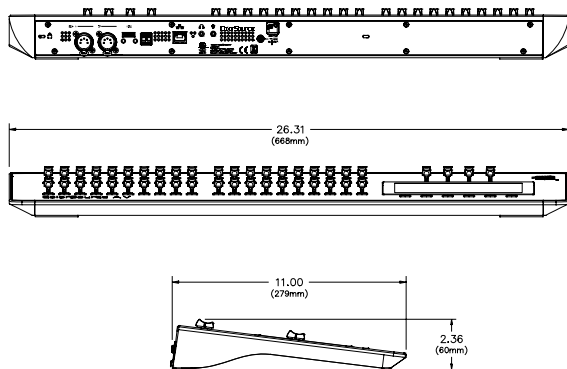
COLORSOURCE 20AV



COLORSOURCE 40



COLORSOURCE 40AV



Corporate Headquarters • 3031 Pleasant View Rd, PO Box 620979, Middleton WI 53562 0979 USA • Tel +1 608 831 4116 • Fax +1 608 836 1736
 London, UK • Unit 26-28, Victoria Industrial Estate, Victoria Road, London W3 6UU, UK • Tel +44 (0)20 8896 1000 • Fax +44 (0)20 8896 2000
 Rome, IT • Via Pieve Torina, 48, 00156 Rome, Italy • Tel +39 (06) 32 111 683 • Fax +44 (0) 20 8752 8486
 Holzkirchen, DE • Ohmstrasse 3, 83607 Holzkirchen, Germany • Tel +49 (80 24) 47 00-0 • Fax +49 (80 24) 47 00-3 00
 Hong Kong • Room 1801, 18/F, Tower 1 Phase 1, Enterprise Square, 9 Sheung Yuet Road, Kowloon Bay, Kowloon, Hong Kong • Tel +852 2799 1220 • Fax +852 2799 9325
 Web • www.etconnect.com • Copyright©2016 ETC. All Rights Reserved. All product information and specifications subject to change. 7225L1001 PRELIM 03/16